



Pictogram –
Say / do what
you see

Year

3

Focus

Pictograms and Bar
charts

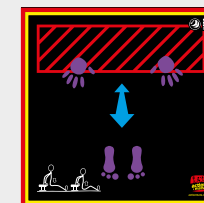
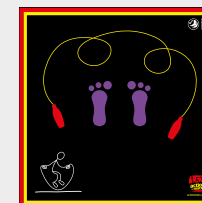
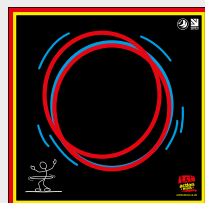

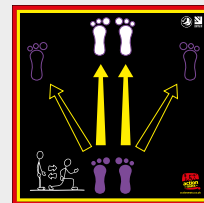
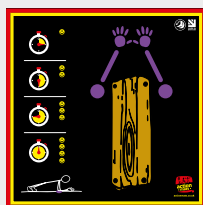
What's needed

Action Mats required:

Initially, Rocket Jump, Speed Bounce, Lunge, Star-jump, Sit-ups, Hula Hoops, Push Ups, Then add in Step-ups, Lunges, Skipping Mat, Tricep-dip, Plank mats, swimmer and Warm Up for Main Task

Maths mats required:

None but Whiteboard and pens required





Warm Up

Show us what you like...

Set out 7 Action Mats in a line on one side of your area. Pupils move around the room using a range of movements given by the Teacher e.g. jogging, skipping, hopping, walking backwards etc. Teacher then asks pupils to stand in a line behind the Action Mat they like the best. The pupils then count and see which Mat is the most and or least popular. Pupils then draw a bar chart capturing the results. Once this process is completed, the pupils then start moving around again and the teacher then asks more questions such as the pupil's favourite days of the week or favourite breakfast cereal, TV programmes, Ice creams etc. Teacher asks pupils to stand in a line behind their favourite items for each "round". Teacher to ensure that the pupils look at the number of them behind the Mats and record the answers down in a bar chart before they move off again. What Units do they use and how does the bar chart look?



Teacher to change the movements between each round of choices and perhaps introduce some dynamic stretching

Main task

Pictogram – Say / do what you see

Please add in more of the large action Mats such as Bench Press, Swimmer etc. (From the equipment list and arrange in a horseshoe around the room)

Arrange children into groups and ask each group to stand by a different Action Mat.

Teacher gives out a different pictogram card of "Action Matt" character to each group. The different positions that "Action Matt" is drawn in on the document relates to which Action Mats the groups should be using. E.g. use the "Action Matt" drawings that can be found on each Mat.

Would suggest a maximum of 6 Mats for each pictogram card and x10 "Action Matts" per Action Mat. (So x2 "Action Matts" for one Action Mat, x5 "Action Matts" for another Action Mat etc. The Layout of the Pictogram card would be a bit like a Bar chart.

The number of "Action Matts" drawn are the number of repetitions of that Mat that the Group has to perform. Once the Group has performed all of the Pictograms on the cards, the teacher can then give them a short break e.g. for a water stop and then give them another card for them to perform.



The Teacher could give the "Action Matt" characters different values in terms of number of repetitions per "Action Matt" character.

Ask the children to draw their own Pictograms of the "Action Matt" character for the other groups to perform.